



## Summary Feedback

### ST1 – ST4 Teaching Programme 2023

#### Paediatric Radiology For FRCR Examination (Session 12)

What you should know –

A structured approach illustrated with cases

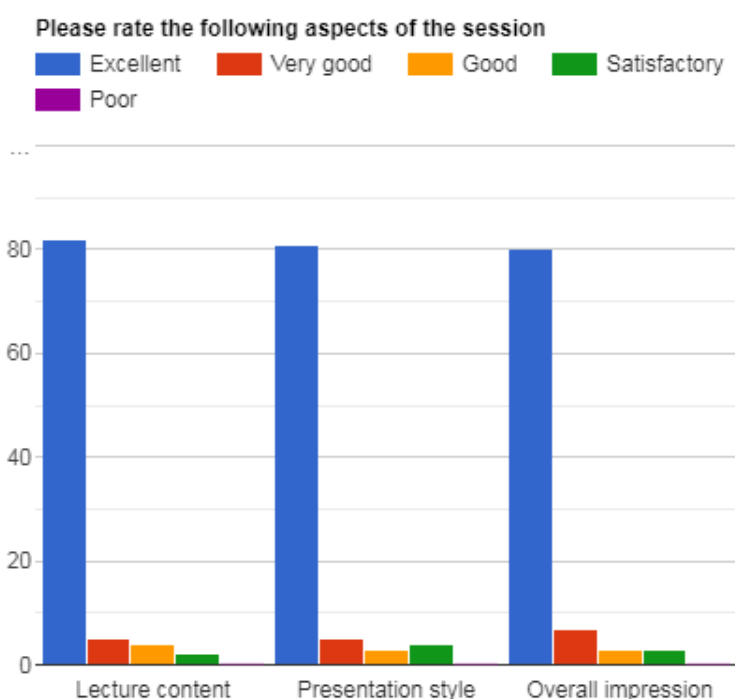
(6<sup>th</sup> April 2023)

Delivered By:

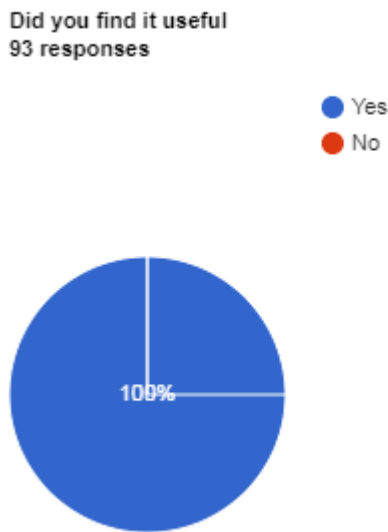
(Dr Sivakumar Manickam)

#### Summary Points:

- ST1-ST4 teaching programme 2023 – Viva Session 12: 2 hours teaching time
- Total Attendees: 293 from 39 Countries (Australia, Bahrain, Bangladesh, Brunei, China, Czech Republic, Dominica, Egypt, Ghana, Hong Kong, India, Indonesia, Iraq, Ireland, Jordan, Kenya, Kuwait, Libya, Malaysia, Mauritius, Myanmar, Nepal, Nigeria, Oman, Pakistan, Qatar, Saudi Arabia, Singapore, South Africa, Sri Lanka, Sudan, Swaziland, Thailand, Türkiye, UAE, UK, Yemen, Zambia, Zimbabwe).
- Total feedback received from 93 participants



## Paediatric Radiology For FRCR Examination (Session 12) - What you should know - A structured approach illustrated with cases

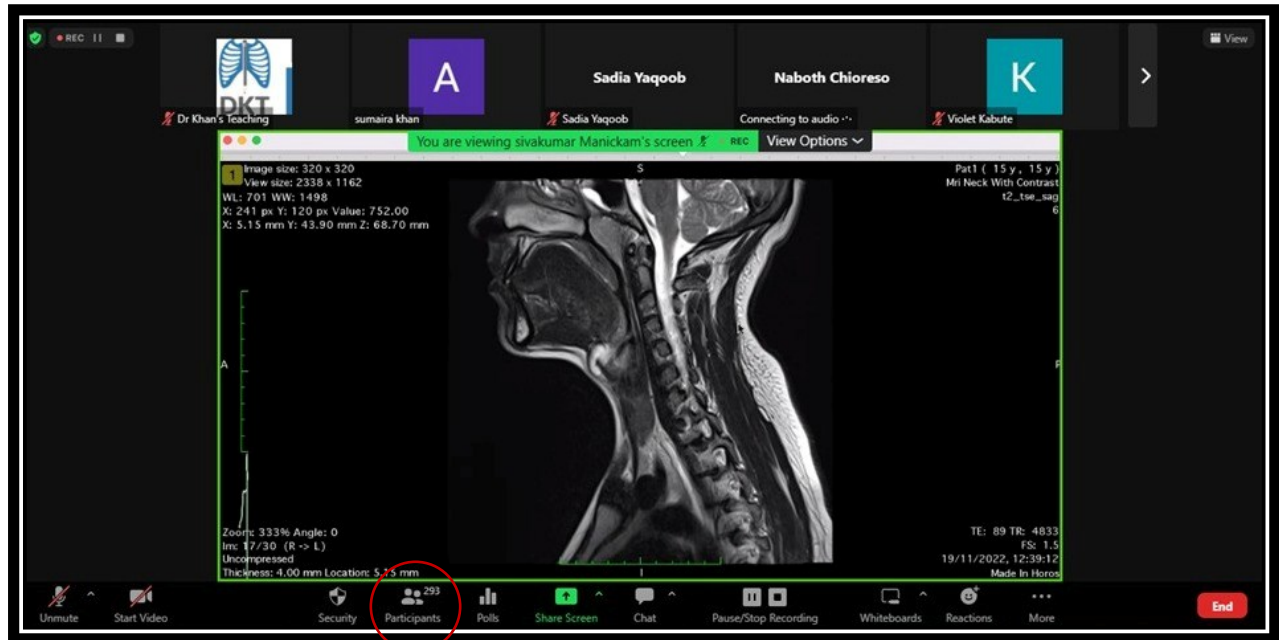


### Testimonials

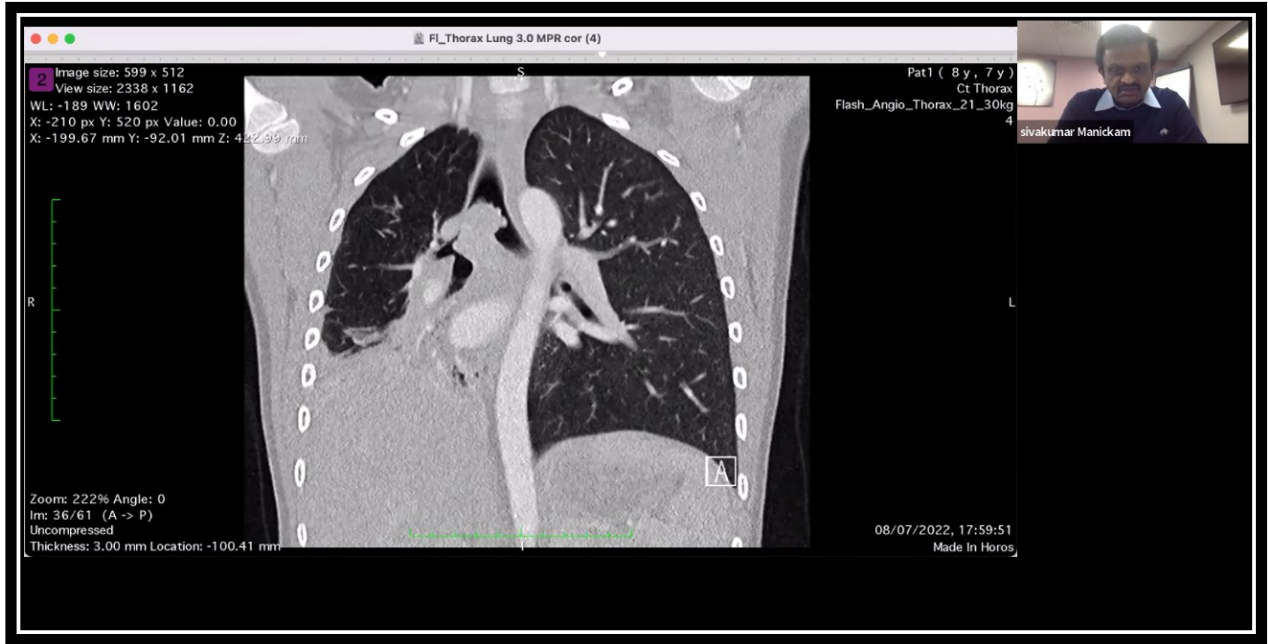
- Great teaching with emphasis on building concepts (Pakistan).
- Wonderful session (Iraq).
- Dedication was amazing (Oman).
- Excellent cases (Saudi Arabia).
- Brilliant cases of pediatric radiology. Gained a lot of knowledge (Pakistan).
- Excellent session (India).
- Every aspect was useful (UK).
- Amazing session Dr. Kumar. Very thankful to you (Pakistan).
- Outstanding (India).
- Excellent activity as classes improve our basic concept which we missed during our residency and training, also helps to improve our day-to-day radiology work quality (Oman).
- Great teaching (Pakistan).
- Excellent lecture (India).
- Educative (UK).
- Perfect (Saudi Arabia).
- Very useful for us (Sri Lanka).
- Nice cases and discussion (Saudi Arabia).
- Excellent cases analysis (Algeria).
- Teaching material (UAE).
- Excellent session (Pakistan).
- Very well conducted (UK).
- Opportunity to simulate examination is good practice (UK).
- Interactive sessions (Pakistan).
- Cases put up were good quality. Discussed interestingly (Pakistan).
- Variable cases were great and good discussion (Saudi Arabia).

## Paediatric Radiology For FRCR Examination (Session 12) - What you should know - A structured approach illustrated with cases

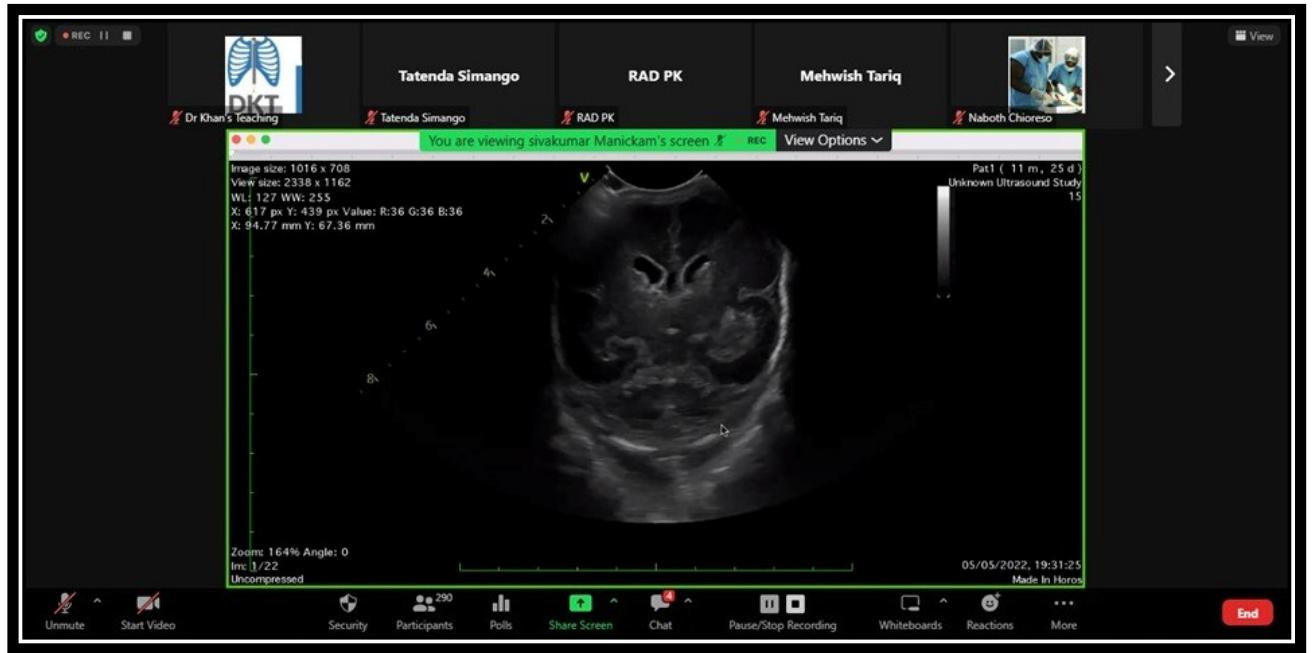
- Common pathology with atypical presentation was the best aspect (Kuwait).
- Useful (Sudan).
- Nice job (Iraq).
- Good case analysis (Algeria).
- Teaching viva points were great (Pakistan).
- Very, very nice paediatric cases (UAE).
- Perfect coverage (Egypt).
- Interactive session (UK).
- Superb (India).
- Very interesting cases (Egypt).
- Precise explanations (Kenya).
- Nice (India).
- Thank you (UAE).
- Directed and exam-oriented analysis were good (Algeria).
- Rare cases hardly seen (UK).
- Everything was useful (Iraq).
- The content, variety of cases, and discussion (UK).
- Great talk good cases simple discussion very easy to follow and apply (UAE).
- Very educative (Kenya).
- Pioneer of charity work (UK).



# Paediatric Radiology For FRCR Examination (Session 12) - What you should know - A structured approach illustrated with cases



# Paediatric Radiology For FRCR Examination (Session 12) - What you should know - A structured approach illustrated with cases



=====XX=====XX=====